



INNOVATION.  
TECHNOLOGY.  
SOLUTIONS.

# INSULATED PANELS

SEE THE DIFFERENCE in appearance,  
value, performance and installation.





Leading the industry in technology, design flexibility, quality, and value for more than half a century, **American Buildings Company** is one of the largest and most experienced manufacturers of custom-engineered steel building systems in the world. In addition to offering a full line of custom products, our insulated panels rank as one of the most energy-efficient, well-made, cost-effective building solutions on the market today.

### **The Ultimate Combination of Brains & Beauty**

Our insulated panels embody attractive styling and cutting-edge energy efficiency. Designed with the latest scientific breakthroughs, our panels are lightweight, durable and still maintain their ease of installation and visual appeal. Now is the best time to build with ABC insulated panels, because the benefits have never been greater.

### **Attractive & Lightweight**

One of the most sophisticated building products on the market today, insulated panels offer a clean, consistent and high-quality appearance that immediately adds value to any building. Insulated panels enhance the visual appearance of your buildings, and their remarkable light weight reduces structural requirements and installation costs.

### **Sturdy & Durable**

The panels incorporate a finished interior liner, factory-applied air and vapor shield, and insulated foam core finished exterior weathering surface into a single building unit. The composite action resulting from a chemical bond between the poured-in-place foam core and steel skins creates a lightweight, rigid unit with exceptional spanning capacity.

### **Easy To Install & Affordable**

Lightweight and simplified fastening systems deliver quick installation and reduce labor costs. The panels themselves are very affordable, in part because of their lowered shipping costs attributed to their light weight. Panels can even be installed in adverse weather conditions.

### **The Ultimate in Energy Efficiency**

You get 100% reliable thermal performance and insulation continuity – no cavities, no gaps, no crushed insulation and no cold bridges. No change of R-value occurs when purlin and girt center dimensions are varied. The insulated core is one of the most thermally effective insulants commonly available today. Insulation values can be easily increased by simply increasing the thickness of the panels.



**PLANK PROFILE**  
Insulated Wall Panel



**STRIATED PROFILE**  
Insulated Wall Panel



**HEAVY EMBOSSED FLAT PROFILE**  
Insulated Wall Panel



**STANDING SEAM**  
Insulated Roof Panel

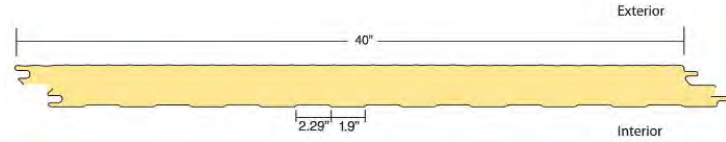
## INSULATED WALL PANELS

Each project follows a different set of parameters and therefore may require a different set of wall panels. We offer a selection of panels to accommodate the needs of any project. Each of our three wall panel profiles detailed below is ideally suited for commercial and industrial applications. The wide panels install quickly and easily. Fasteners are concealed within the panel side joint, and the attractive profiles break up the flat expanse of metal on large projects such as manufacturing plants or warehouses.



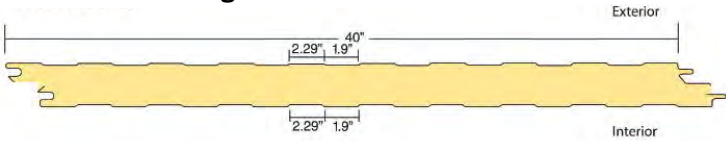
### STRIATED PROFILE

Exterior Finish: Light Emboss



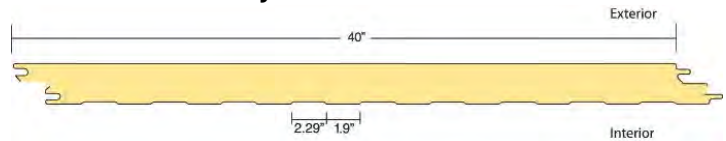
### PLANK PROFILE

Exterior Finish: Light Emboss



### HEAVY EMBOSSED FLAT PROFILE

Exterior Finish: Heavy Embossed Flat



### INSULATED WALL PANEL FEATURES & BENEFITS

- The double tongue and groove is self-aligning and weathertight, and it allows for sealant application at either the interior or exterior side of the panel joinery, depending on the direction of the vapor drive.
- Hidden/concealed fasteners give the panel a clean, aesthetically appealing appearance.
- Removable film prevents damage to the exterior of the panel during shipping and installation.
- Panels arrive on-site in one piece and require a simple one-step installation, reducing construction time and costs.
- Standard exterior and interior steel surface is 26-gauge.

### Wall Systems Specifications Striated, Plank & Heavy Embossed Flat Profiles

Panel Thickness	2"	2.5"	3"	4"
Insulating "R" Values*	R16	R20	R24	R32
*R Values are derived from thermal testing per ASTM C518 @ 40°F mean and ASTM C1363 @ 35°F mean. For project-specific values, please contact your sales representative.				
Insulating "U" Factors	U0.061	U0.049	U0.041	U0.031
Panel Width	40"			
Minimum Length	8'0"			
Maximum Length	56'0"			
Application	Vertical			
Exterior Gauge (Standard)	26 ga.			
Interior Gauge	26 ga.			
Exterior Paint Coating	PVDF cool coating**			
**When using field-applied coatings, always order Polyester.				
Interior Paint Coating	Polyester**			
Interior Finish	Light Emboss – Plank Profile			

### ALLOWABLE LOAD FOR ALL WALL PANELS (PSF) BASED ON L/180 DEFLECTION

PANEL THICKNESS (IN)	PANEL WEIGHT (PSF)	SIMPLE SPAN (FT)								TWO OR MORE SPANS (FT)							
		SPANS (FT)								SPANS (FT)							
		5.0	6.0	7.0	8.0	9.0	10.0	11.0	12.0	5.0	6.0	7.0	8.0	9.0	10.0	11.0	12.0
2"	2.22	65	49	38	30	24	19	15	13	70	55	44	36	30	25	21	18
2.5"	2.34	85	65	51	41	33	27	22	18	90	72	58	48	40	34	29	24
3"	2.41	106	82	65	53	43	35	29	25	111	89	72	60	51	43	37	32
4"	2.62	147	116	94	77	64	53	45	38	153	123	101	85	72	62	54	47
5"	2.82	189	151	123	102	85	72	61	53	194	157	131	110	95	82	71	63
6"	2.98	232	186	153	127	107	91	79	68	236	192	160	136	117	102	89	79

Notes: 1) Spans shown are based on transverse load testing of the panels per ASTM E-72. Thermal effect due to temperature differentials have not been considered.

2) Loads shown do not include a check of the attachment to the supports. Attachment requirements will vary based on the project wind load requirements.


3) Loads shown are based on panels with 26-gauge interior and exterior facings.



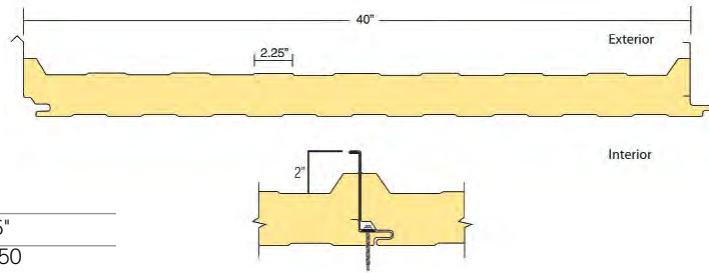


## INSULATED ROOF PANELS

These mechanically seamed roof panels are an ideal solution where energy-efficient standing seam roof panels are required. The unique design of this panel allows for 26-gauge exterior and interior skins, saving money and weight on a building.



### STANDING SEAM Exterior Finish: Smooth - No Emboss



#### Roof Systems Specifications Standing Seam

Thickness	3.25"	4"	5"	6"
Insulating "R" Values*	R26	R32	R42	R50
*R Values are derived from thermal testing per ASTM C518 @ 40°F mean and ASTM C1363 @ 35°F mean. For project-specific values, please contact your sales representative.				
Insulating "U" Factors	U0.038	U0.031	U0.024	U0.020
Panel Width	40"			
Minimum Length	8'0"			
Maximum Length	56'0"			
Exterior Gauge (Standard)	26 ga.			
Interior Gauge (Standard)	26 ga.			
Exterior Paint Coating	PVDF cool coating			
Interior Paint Coating	Polyester			
Interior Finish	Light Emboss – Plank Profile			
Minimum Roof Pitch	1/2:12			

#### INSULATED ROOF PANEL FEATURES & BENEFITS

- The panel's standing seam joint is self-aligning and allows for easy sealant application at the panel joinery.
- Panels arrive on-site in one piece and require a simple one-step installation, reducing construction time and costs.
- Standard exterior and interior steel surface is 26-gauge.
- The standing seam joint is 180-degree field seamed.

#### ALLOWABLE LOAD FOR STANDING SEAM ROOF PANELS (PSF) BASED ON L/240 DEFLECTION

PANEL THICKNESS (IN)	PANEL WEIGHT (PSF)	PANEL SPANS (FT)					
		4.0	4.5	5.0	5.5	6.0	7.0
3.25"	2.48	90	79	70	62	56	46
4"	2.65	112	98	87	78	71	59
5"	2.86	142	125	111	100	90	75
6"	3.12	172	151	135	121	110	92

Notes: 1) Spans shown are based on transverse load testing of the panels per ASTM E-72. Thermal effect due to temperature differentials have not been considered.  
 2) Loads shown do not include a check of the attachment to the supports. Attachment requirements will vary based on the project wind load requirements.  
 3) Loads shown are based on panels with 26-gauge interior and exterior facings.

## ADOBETEXTURE™


AdobeTexture™ factory finish coated wall panels offer a low-gloss, multi-textured profile and finish system that simulates a troweled stucco appearance. This is a premium coating that is applied to the Heavy Embossed Flat Profile panel. This unique process eliminates the need for additional or factory-applied stucco coatings.

The panel's exterior stucco-like surface is a hard aggregated fiber-reinforced polymer finish. This factory-applied finish combines an attractive appearance with durability, resisting the effects of impact, abrasion and weather. The interior panel face is finished in the Plank Profile and can act as a finished interior wall.

The AdobeTexture insulated wall panels deliver excellent energy efficiency. The factory-applied joint sealant provides a complete wall-system weather barrier.

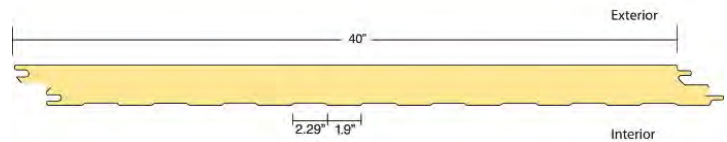
Panels are offered in 2- to 4-inch thicknesses. Panel width is 40 inches and panels are available in lengths from 8 feet to 56 feet.

Installation of panels is simple and secure, requiring only a simple clip.



### ADOBETEXTURE™ WALL PANELS

Exterior Profile: Heavy Embossed Flat  
Exterior Finish: Multi-textured Surface



### ADOBETEXTURE™ PANEL FEATURES & BENEFITS

- Eliminates need for field coatings
- Breakthrough technology bringing stucco look and texture to insulated wall panels
- Same easy installation as standard insulated wall panels
- Eliminates multi-step field assembly currently needed for stud and stucco systems
- Self-alignment double tongue and groove with concealed fastener joints
- Matching AdobeTexture trim for a clean, continuous look and feel
- 25-year factory warranty on finish system, including adhesion, chalking and fading





## COLOR SELECTION


Our insulated wall panels benefit from our many years of experience in the metal buildings industry and the use of our cool coating technology.

To be considered cool, products must have a solar reflectance of at least 25%. Solar reflectance is the measure of a panel's ability to not absorb certain wavelengths of the sun. Another important factor is thermal emittance, the measure of a panel's ability to release heat that it has absorbed. Put these two factors together, and you get the solar reflectance index, the measure of a panel's ability to reflect solar heat. Using insulated wall and roof panels as part of your whole cool coated metal system can reduce energy consumption by more than 40% (as reported by the Oak Ridge National Laboratory).

### EXTERIOR COLORS - PVDF cool coating

#### These colors utilize cool coating technology

These "cool" exterior coatings feature vivid, fade-resistant color, incredible durability and environmentally friendly cool technology originally developed for stealth aircraft in the U.S. military. This is by far the best paint system available on the market for commercial buildings.



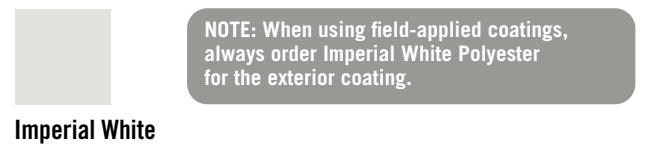
IR = Initial Reflectance • SRI = Solar Reflectance Index



### ADOBETEXTURE™ WALL PANELS



### INTERIOR COLOR - POLYESTER



## ABOUT AMERICAN BUILDINGS COMPANY

Without exception, our quality products give you the simplicity, durability and affordability you're looking for. But even more important is the fact that American Buildings Company gives you the value-added benefits you need to ensure that your project is more than just a building; it's a success.

We have strategically located manufacturing facilities throughout North America. This translates into faster delivery and, similarly, fast access to our sales and customer service experts who can help with every phase of project development and construction and help ensure your job is hassle-free and successful.

We offer a proprietary design, estimating, ordering and graphics system that reduces planning and design time and saves you money.

American Buildings Company is committed to using the best materials in the most resourceful way to maximize efficiency and save you money. This commitment includes environmentally friendly products such as our insulated panels with PVDF cool coating. These durable structures come with PVDF cool coated finishes that can be warranted for an optional 35 years against fading, chipping or peeling. PVDF cool coated panels feature vivid fade-resistant color, incredible durability and environmentally friendly "cool" technology originally developed for stealth aircraft in the U.S. military. By offering eco-friendly, longer-lasting and recyclable products such as our insulated panels, we're giving you an easy, cost-effective way to leave a lighter footprint on the planet.

To help meet all of your building needs, American Buildings Company specializes in flexible metal systems that reduce construction time and maintenance. While there are numerous companies that can offer you building systems and materials, very few offer you the expertise, experience, flexibility and innovation that American does. And only American can deliver the value-added benefits you need to improve efficiency, save time and money and guarantee quality.



INNOVATION.  
TECHNOLOGY.  
SOLUTIONS.

**American Buildings Company**  
Marketing Information Line  
888.307.4338  
[www.americanbuildings.com](http://www.americanbuildings.com)

**ABC – Atlantic Division**  
501 Golden Eagle Drive  
La Crosse, VA 23950  
Tel: 706.562.8020  
Fax: 706.562.8017

**ABC – South Division**  
1150 State Docks Road  
Eufaula, AL 36027  
Tel: 334.687.2032  
Fax: 334.688.2200

**ABC – Midwest Division**  
901 W. Main Street  
El Paso, IL 61738  
Tel: 309.527.1500  
Fax: 309.527.1522

**ABC - West Division**  
2260 Tenaya Drive  
Modesto, CA 95354  
Tel: 209.236.0580  
Fax: 209.236.0588