

STANDING SEAM II PANEL SPECIFICATIONS

1. PRODUCT NAME

American Standing Seam II panel for roof applications.

2. MANUFACTURER

AMERICAN BUILDINGS COMPANY

1150 State Docks Road
Eufaula, Alabama 36027
Phone: (334) 687-2032

3. PRODUCT DESCRIPTION

These standing seam panels float on a system of sliding clips that prevent damage from thermal expansion and contraction. Standing seam designs also eliminate 80% of the through fasteners found in other systems for greater weathertightness. Standing Seam II panels provide 24" width coverage with 2" high ribs – 3" including the seam. Minimum roof slope for the Standing Seam II roof panels is ¼ to 12.

Basic Use: A roof covering system for new or retrofit construction.

Materials: Standing Seam II panels are available in 24 or 22 gage 50,000 psi in either G90 zinc-coated (galvanized) steel or aluminum-zinc alloy-coated (AZ50 or AZ55) steel. Pre-painted panels have American Buildings Company's SmartKote® (PVDF) or SP-COOL™ (Silicone-Polyester) Finish.

The Standing Seam II concealed clip is a two part assembly. The tab portions are 2-1/2" wide, die formed of SAE 1050 high carbon spring steel and heat treated to Rockwell 45C to 50C with fluorocarbon coating for corrosion resistance, or 301 stainless steel. The base portion of the clip is 2-1/4" or 3-1/4" (for thermal blocks) in height. It is die formed from 12 gage, zinc-coated (galvanized) steel. Total expansion capability of the clip assembly is 2-1/2". For higher uplift value requirements, optional panel clip accessory, panel to clip fastening base (SSCH), which is 16 gage zinc-coated galvanized material is available. Standing Seam II sidelaps have factory applied mastic, SikaLastomer-511 or equal. Its composition is 85% solids by weight. Service temperature range is -60°F to + 220°F.

Endlaps, roof flashing laps, ridges and eave closures are sealed with tape mastic, Sika Sika-Tape TC-95 or equal. The material is non-staining, non-corrosive, non-toxic and non-volatile. Composition is 100% solid isobutylene tripolymer tape. Service temperature is -60°F to +212°F.

Caulk: Eaves, endlaps, ridge and eave closures are sealed with non-skinning butyl caulk, SikaLastomer-511 or equal. Its composition is 85% solids by weight. Service temperature range is -60°F to + 220°F. All gutter and downspout joints, and roof accessories are sealed with polyurethane caulk, Sika SikaFlex 219LM or equal. It meets or exceeds Federal Specification TT-S-00230C, Type II, Class A.

All fasteners for panel to secondary framing and panel to panel will be one of the following EPDM washer head screws.

Fasteners: Roof fasteners shall be No. 14 x 1" self-drilling carbon steel screws with a molded zinc alloy hex washer head.

Standing Seam II panel clips are attached to the purlins with the following fasteners. Self-drilling screws are carbon steel No. 12 x 1-1/4" hex head, cadmium or zinc plated.

Maximum "over the purlin" insulation thickness allowed with these panels is 4" without thermal blocks and 8" with thermal blocks and tall clips.

4. TECHNICAL DATA

The Standing Seam II panel has received a Class 90 Wind Uplift rating by Underwriters Laboratories when tested in accordance with test procedure UL 580. This panel has also been tested in accordance with Air Infiltration, ASTM E1680 and Water Penetration, ASTM E1646. This panel has received a Class A fire rating when tested in accordance with test procedure ASTM E108.

5. INSTALLATION

Panels are joined at the sidelap with an interlocking seam standing one inch above the major rib. Panel sidelaps are seamed by a special mechanical seaming machine. Sidelap sealer is factory applied. Roof systems are installed by American Buildings Company Authorized Builders. Installation may be incorporated with a light gage structural system.

6. AVAILABILITY

For availability, contact:

AMERICAN BUILDINGS COMPANY

7. WARRANTY

Thirty-five year material and twenty year weathertightness warranties are available.

8. MAINTENANCE

Only normal routine maintenance is required over the life of the panels.

....continued

STANDING SEAM II PANEL SPECIFICATIONS

9. TECHNICAL SERVICES

For information, contact:

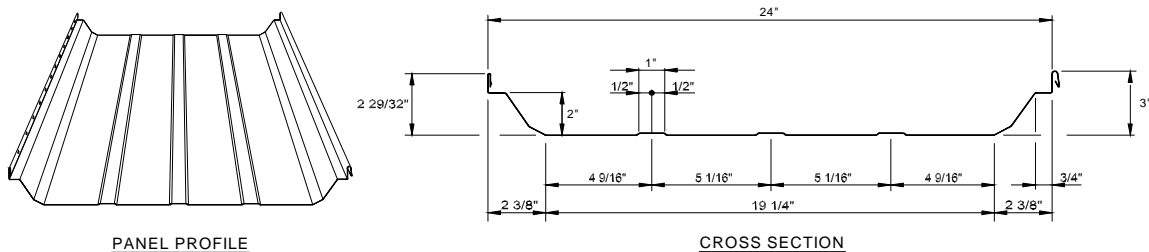
AMERICAN BUILDINGS COMPANY

10. PRODUCT NOTES

A certain amount of waviness called "oilcanning" may exist in this panel. Minor waviness of the panel is not sufficient cause for rejection, because oilcanning does not affect the structural integrity of the panel. Standing Seam Panels in general are known for their tendency to rumble in high winds

if insulation is not used. SSII and SS360 are no different. Under no circumstances should SSII or SS360 be used without blanket insulation between the panel and the purlin/bar joist.

American Buildings Company reserves the right to revise all standard specifications and information. American Buildings Company regularly updates its published "Standard Specifications" on the American Buildings web site, www.americanbuildings.com, which supercede and replace any previously published standard specifications of American Buildings Company.



Engineering Properties of American Buildings Company Standing Seam II Panel (ASD)												
Designated Gage of Steel	Steel Yield KSI	Base Metal Thick. (In.)	Total Thick. (In.)	Panel Base Metal Weight (lbs. / ft. ²)	Top In Compression			Bottom In Compression			Fb KSI	
					Ix	Sx	Ma	Ix	Sx	Ma		
					(In. ⁴ / ft.)	(In. ³ / ft.)	K-IN. / ft.	(In. ⁴ / ft.)	(In. ³ / ft.)	K-IN. / ft.		
24 Ga.	50	0.0225	0.0241	1.13	0.277	0.112	3.36	0.129	0.079	2.37	30	
22 Ga.	50	0.0300	0.0316	1.50	0.372	0.153	4.59	0.180	0.108	3.24	30	

Gage of Panel	No. of Spans	Load Type	Maximum Total Uniform Load in PSF															
			Span Lengths, Ft.															
			1.50	2.00	2.50	3.00	3.50	4.00	4.50	5.00								
24 Ga.	1	POS	995	B	560	B	358	B	249	B	183	B	140	B	111	B	90	B
	2	POS	549	B+S	339	B+S	228	B+S	163	B+S	122	B+S	95	B+S	75	B+S	61	B+S
	3	POS	634	B+S	401	B+S	274	B+S	198	B+S	149	B+S	116	B+S	93	B+S	76	B+S
	4	POS	608	B+S	381	B+S	259	B+S	187	B+S	140	B+S	109	B+S	87	B+S	71	B+S
22 Ga.	1	POS	1360	B	765	B	490	B	340	B	250	B	191	B	151	B	122	B
	2	POS	793	B+S	481	B+S	320	B+S	227	B+S	169	B+S	131	B+S	104	B+S	85	B+S
	3	POS	928	B+S	575	B+S	388	B+S	278	B+S	208	B+S	161	B+S	129	B+S	105	B+S
	4	POS	886	B+S	545	B+S	366	B+S	261	B+S	195	B+S	151	B+S	121	B+S	98	B+S

- The panels are checked for bending (B), shear (S), combined bending and shear (B+S) and deflection (D). The controlling check is noted in the table. Deflection is limited to span/60.
- Section Properties are calculated in accordance with the 2012 *North American Specification for the Design of Cold-Formed Steel Structural Members*.
- Minimum yield strength of 24 and 22 gage steel is 50,000 psi.
- Steel panels are either aluminum-zinc alloy or G-90 coated. The base metal thickness is used in determining section properties.
- Positive load (POS) is applied inward toward the panel supports and is applied to the outer surface of the full panel cross-section.

STANDING SEAM 360 PANEL SPECIFICATIONS

1. PRODUCT NAME

American Standing Seam 360 panel for roof applications

2. MANUFACTURER

AMERICAN BUILDINGS COMPANY

1150 State Docks Road
Eufaula, Alabama 36027
Phone: (334) 687-2032

3. PRODUCT DESCRIPTION

These standing seam panels float on a system of sliding clips that prevent damage from thermal expansion and contraction. Standing seam designs also eliminate 80% of the through fasteners found in other systems for greater weathertightness. Standing Seam 360 panels provide 24" width coverage with 2" high ribs – 3" including the seam. Minimum roof slope for the Standing Seam 360 roof panels is ¼ to 12.

Basic Use: A roof covering system for new or retrofit construction.

Materials: Standing Seam 360 panels are available in 24 and 22 gage 50,000 psi in either G90 zinc-coated (galvanized) steel or aluminum-zinc alloy-coated (AZ50 or AZ55) steel. Pre-painted panels have American Buildings Company's SmartKote® (PVDF) or SP-COOL™ (Silicone-Polyester) Finish.

The Standing Seam 360 concealed (S3PC-_) clip is a two part assembly. The tab portion is die formed of 0.031 thick aluminum-zinc alloy-coated steel. The base shall be die formed 12 gage zinc-coated (galvanized) material 2-1/4" or 3-1/4" (for thermal blocks) high and 6" long. The expansion capability is 2-1/2". For higher uplift values requirements, optional panel clips (S3PC-_R) consists of panel clip (S3PC-_) with an additional panel to clip fastening base which is 16 gage, zinc-coated (galvanized) material are available. Standing Seam 360 sidelaps have factory applied mastic, SikaLastomer-511 or equal. Its composition is 85% solids by weight. Service temperature range is -60°F to + 220°F. Endlaps, roof flashing laps, ridges and eave closures are sealed with tape mastic, Sika Sika-Tape TC-95 or equal. The material is non-staining, non-corrosive, non-toxic and non-volatile. Composition is 100% solid isobutylene tripolymer tape. Service temperature is -60°F to +212°F.

Caulk: Eaves, endlaps, ridge and eave closures are sealed with non-skinning butyl caulk, SikaLastomer-511 or equal. Its composition is 85% solids by weight. Service temperature range is -60°F to + 220°F. All gutter and downspout joints, and roof accessories are sealed with polyurethane caulk, Sika SikaFlex 219LM or equal. It meets or exceeds Federal Specification TT-S-00230C, Type II, Class A.

All fasteners for panel to secondary framing and panel to panel will be one of the following EPDM washer head screws.

Fasteners: Roof fasteners shall be No. 14 x 1" self-drilling carbon steel screws with a molded zinc alloy hex washer head.

Standing Seam 360 panel clips are attached to the purlins with the following fasteners: Self-drilling screws are carbon steel No. 12 x 1-1/4" hex head, cadmium or zinc plated.

Maximum "over the purlin" insulation thickness allowed with these panels is 4" without thermal blocks and 8" with thermal blocks and tall clips.

4. TECHNICAL DATA

The Standing Seam 360 panel has received a Class 90 Wind Uplift rating by Underwriters Laboratories when tested in accordance with test procedure UL 580. The Standing Seam 360 roof panel has been Factory Mutual and Miami-Dade County approved. This panel has been tested in accordance with Wind Uplift ASTM E1592 and CEGS 07416, Air Infiltration, ASTM E1680 and Water Penetration, ASTM E1646. This panel has been approved for SREF (SSTD-97) Impact Testing. This panel has received a Class A fire rating when tested in accordance with test procedure ASTM E108.

5. INSTALLATION

Panels are joined at the sidelap with an interlocking 360 degree seam standing one inch above the major rib. Panel sidelaps are seamed by a special electrical seaming machine. Sidelap sealer is factory applied. Roof systems are installed by American Buildings Company Authorized Builders. Installation may be incorporated with a light gage structural system.

6. AVAILABILITY

For availability, contact:

AMERICAN BUILDINGS COMPANY

7. WARRANTY

Thirty-five year material and twenty-year weathertightness warranties are available.

....continued

STANDING SEAM 360 PANEL SPECIFICATIONS

8. MAINTENANCE

Only normal routine maintenance is required over the life of the panels.

9. TECHNICAL SERVICES

For information, contact:

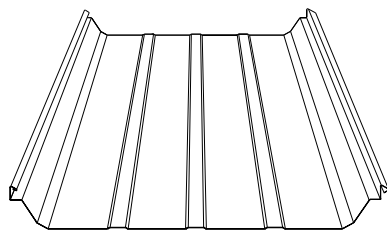
AMERICAN BUILDINGS COMPANY

10. PRODUCT NOTES

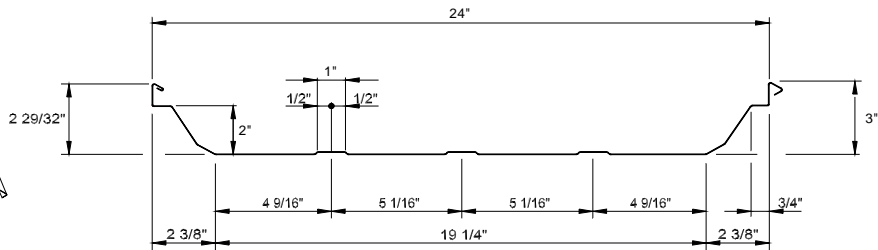
A certain amount of waviness called "oilcanning" may exist in this panel. Minor waviness of the panel is not sufficient cause for rejection, because oilcanning does not affect the

structural integrity of the panel. Standing Seam Panels in general are known for their tendency to rattle in high winds if insulation is not used. SSII and SS360 are no different. Under no circumstances should SSII or SS360 be used without blanket insulation between the panel and the purlin/bar joist.

American Buildings Company reserves the right to revise all standard specifications and information. American Buildings Company regularly updates its published "Standard Specifications" on the American Buildings web site, www.americanbuildings.com, which supercede and replace any previously published standard specifications of American Buildings Company.



PANEL PROFILE



CROSS SECTION

Engineering Properties of American Buildings Company Standing Seam 360 Panel (ASD)											
Designated Gage of Steel	Steel Yield KSI	Base Metal Thick. (in.)	Total Thick. (in.)	Panel Base Metal Weight (lbs. / ft. ²)	Top In Compression			Bottom In Compression			Fb KSI
					Ix (in. ⁴ / ft.)	Sx (in. ³ / ft.)	Ma K-IN. / ft.	Ix (in. ⁴ / ft.)	Sx (in. ³ / ft.)	Ma K-IN. / ft.	
24 Ga.	50	0.0225	0.0241	1.13	0.278	0.116	3.48	0.126	0.080	2.41	30
22 Ga.	50	0.0300	0.0316	1.50	0.372	0.159	4.76	0.177	0.111	3.32	30

Gage of Panel	No. of Spans	Load Type	Maximum Total Uniform Load in PSF															
			Span Lengths, Ft.															
			1.50	2.00	2.50	3.00	3.50	4.00	4.50	5.00								
24 Ga.	1	POS	1032	B	581	B	372	B	258	B	190	B	145	B	115	B	93	B
	2	POS	548	B+S	340	B+S	230	B+S	165	B+S	123	B+S	96	B+S	76	B+S	62	B+S
	3	POS	631	B+S	402	B+S	275	B+S	199	B+S	151	B+S	117	B+S	94	B+S	77	B+S
	4	POS	606	B+S	382	B+S	261	B+S	188	B+S	142	B+S	110	B+S	88	B+S	72	B+S
22 Ga.	1	POS	1409	B	793	B	507	B	352	B	259	B	198	B	157	B	127	B
	2	POS	798	B+S	487	B+S	325	B+S	231	B+S	173	B+S	133	B+S	106	B+S	86	B+S
	3	POS	930	B+S	580	B+S	393	B+S	282	B+S	212	B+S	164	B+S	131	B+S	107	B+S
	4	POS	889	B+S	551	B+S	371	B+S	266	B+S	199	B+S	154	B+S	123	B+S	100	B+S

- The panels are checked for bending (B), shear (S), combined bending and shear (B+S) and deflection (D). The controlling check is noted in the table. Deflection is limited to span/60.
- Section Properties are calculated in accordance with the 2012 *North American Specification for the Design of Cold-Formed Steel Structural Members*.
- Minimum yield strength of 24 and 22 gage steel is 50,000 psi.
- Steel panels are either aluminum-zinc alloy or G-90 coated. The base metal thickness is used in determining section properties.
- Positive load (POS) is applied inward toward the panel supports, and is applied to the outer surface of the full panel cross-section.